


# Tin Lizzie TIMES

A Chapter of the  
Model T Ford Club International



*Not One....  
Not Two.... But THREE  
Clubs at Once!!*



Now everyone has heard “three strikes and you’re out,” and “the third times a charm,” but it’s a true triple threat when THREE Model T Clubs all converge at one location for a work day and coil class! And that’s exactly what happened in January at Jay and Debbie Pearsall’s home in Williamsburg. Members of the Colonial Virginia, Central Virginia, and Albemarle Area (NC) Model T Clubs all met for a day of mechanical work and an educational coil box clinic.



After Jay snapped the crankshaft in his ‘19 Touring Car and had to pull the engine, he decided it was time to do some major repair during this extended stationary time. A new paint job was overdue, and there were some other bits to tidy up, so it was all hands on deck to remove the top, disconnect everything, and lift the body off the frame to get to the body shop. There was a flurry of hands and tools, lots of suggestions on the best way to get something done, and plenty of stories of past “T” rebuilds. It was much like an old-fashioned quilting bee, only the quilt was a Touring Car, and the needles were wrenches and screwdrivers!

It was a great way to spend a brisk Saturday morning, and by lunchtime the body was on a trailer and the left over “remains” were neatly organized in Jay’s garage just awaiting his attention. All in all, a great success. Jay was



the only one to require the medical attention of a Band-Aid, and no bolts or sheet metal were cut or injured in the making of this event. Sandwiches and sides were waiting in the house, and more stories and ideas were passed around with iced tea and potato salad. (Thanks Debbie!)

*-Cont'd on page 3.*

**Top left:** Morris Cameron gets tacky with a Touring top. **Above:** John Long getting disconnected. **Left:** The Gang hauls the Touring body onto the trailer. **Far left:** Nothing left but the bones! Jay’s Touring car is “off the road” for a while!



## A FEW WORDS FROM OUR PRESIDENT.....



I was on a trip to Georgia to pick up our new 18-foot enclosed T trailer and had to take a side trip to Orlando for a 1 day business meeting. I had dropped off the trailer in Jacksonville (I sure wasn't going to take the trailer into downtown Orlando!), and stopped for diesel fuel in St. Augustine, Florida. What do you know, but there were 3 Model T's there getting gas! I had a nice chat and the fellow and he said they were on a tour. I asked if my buddy Steve Boyd was part of the tour and he said: "yes, there's a guy named Steve here."

Whaddatha chances...? I called Steve, my T mentor from Wisconsin, and sure enough, he was there! This was the Florida Winter Tour, and a few miles from the gas station, I met Steve and his wife Joyce at the host hotel for dinner. I couldn't believe the number of trailers! This was a big event. At dinner (with Dave & Bev Grose and Jim & Dorthea Claussen) of course we talked about the cars, engine rebuilding, and caught up on life since our last tour together.

I even got a short ride in Steve's '14 Touring to top off the day! You gotta love this hobby! The friendships, swapping stories and helping each other with these wonderful vehicles is why we're a club. I'm looking forward to some driving as soon as it warms up!

*- Jay Pearsall*



### **Hey! Don't Forget..... Upcoming Events!**

April 13— Scottsville, VA Tour – hosted by Central VA Chapter.

April 13— Quarterly CoVa Club meeting. 10am at Jon Bitler's home. A short T Tour in Colonial Williamsburg, then a meeting and lunch.

May 4 — Blackwater Area Tour, hosted by Mark Williams & Don Gay.

May 11 — TRAACA Square Car Tour (MODEL T'S WELCOME TO TAKE PART – Terry Bond to send details to all when available)

May 16-18 — 5th Annual Mid-Atlantic Pre-War Swap Meet, Luray VA, This swap meet is for Auto, Transportation, Steam & Gasoline Power Plant, Antique Tools, and Farm Equipment related items from the 1800s thru the 1940s. Event information and registration forms can be found on the following site: <https://www.mapwsm.com>

***For more info on these events and other great stuff, visit our website!!***



Here's a postcard from sunny Florida from Jay while he was on another road trip. This time it was to get his new trailer in Georgia. And if you're only one state away from a Model T tour that's underway, then why not check it out?



There's nothing so depressing as watching dozens of beautiful T's driving around, and wishing you could take one home in your brand new trailer! Don't worry, Jay, you'll be using it soon!



***Colonial Virginia Model T Club***

***Williamsburg, VA***

**Jay Pearsall, President**

**Jon Bitler, Vice President**

**Scott Nylund, Secretary**

**Trey Gwaltney, Newsletter,**

**Website, Correspondent**

***Feel free to contact us at:***

***covamodeltclub@gmail.com***



*"Ladies & Gentlemen, Breaking News!!..."*


*Updates from CoVa Model T Club Members!"*

## 3 Clubs at once!

*Cont'd from page 1*

After lunch, we were all present for "Coil Class" lead by "Prof." Prokuski of the Albemarle Area Club.

If you've ever wanted to get into the nitty-gritty



**Bron testing at his PC.**

of coil boxes, Bron is your guy. Equipped with his Electrically Cranked Coil Tester (ECCT) Bron was able to test over a dozen coils brought in by members, and compare the results to a recently refurbished coil with a modern capacitor. There was something nostalgic, yet a bit odd, watching this 100-year-old little oak box being tested by a state-of-the-art device to make sure it is performing at the top of its game..... Just as it has for the last century. Actually, many of our coils failed the test. We were a bit surprised, since even having failed, these mysterious little boxes had been firing our T's for years! This "sparked" lots of conversation and debate. To give you a decent explanation of how it all works would



**Scott Nylund studies a capacitor.**

take too much time and space in this little newsletter, so if you want to know more about the ECCT and coil boxes just check online at [www.modeltecct.com](http://www.modeltecct.com) and you'll learn much, much more.

The clouds were a bit threatening, but held back the rain on Saturday, March 9 as the TRAACA held their Annual Swap Meet at Nansemond-Suffolk Academy in Suffolk, VA.



**Neil and his wares.**

There was a great turnout, both of vendors and patrons. **Lots of stuff outside!** Rows of tables loaded with all kinds of car parts, advertising, tools, and auto-related memorabilia lined the driveways and parking lots. Other vendors were set up inside, where they not only didn't have to worry about weather, but were closer to the homemade baked goods being sold! We found Terry Bond and Neil Sugarmeyer hawking some of their antique auto bits and pieces. They each have reputations for trading in quality accessories and memorabilia for many years. And they certainly lived up to those reputations based on their inventory. If you're looking for early auto items, these guys most likely have what you need. Hope sales were good, fellas!



**Lots of stuff outside!**




**Quite a rush at Terry's booth!**

Thanks a bunch to Jay and Debbie for hosting this tri-club event, and to Bron for sharing his equipment and wisdom on coils, and to all the members who helped with the disassembly of Jay's Touring Car. We're looking forward to helping him get it all back together!




**Bron adjusts the contacts.**



**Mark Williams explains how the coil box works.**

# Technical Tips For T's



## Roadster Rebuilder

### Plenty busy, after retirement!!

**Tinkerer's hobby now fills his time and helps others.**

In May of 2018 I wrote an article for our club's newsletter about George Schott and the assistance he provided me on my starter rebuild project. Well here is some news I found out about George after talking with him the other day. He recently retired and is focusing much of his energy and spare time on rebuilding Model T and A engines, transmissions, and rear ends (or any other vehicle for that matter). I was impressed to find out that George is certified by the National Institute for Automotive Service Excellence (ASE) as a professional in automotive repair and service. And he actually has decades of experience in rebuilding and remanufacturing engines, as well as most other parts of a car. What's more, he's right here in our backyard. George is located just over in Yorktown, and all work is done locally. Consider giving him a call the next time you need some serious help with your vehicle. He'll be happy to talk with you!



**George Schott and Scott Nylund getting their hands dirty working on Scott's '17 Touring Car.**

George can be reached at Email: [gbschott@cox.net](mailto:gbschott@cox.net) or at 757-833-0066

*- Submitted by Scott Nylund*

One of the things I knew I always wanted in an antique car was refinished wooden spokes. And since the wheels on My '24 Roadster were painted black, I had a job ahead of me. Now, my first thought was to strip the spokes with chemicals. What a mess. Then I thought about scraping them. And surprisingly, after trying several shapes of scrapers, it was the straight edges that worked best on the curved spokes! Go figure. So after a few days of solid scraping (be sure to wear protective glasses!) and working with a triangle-headed orbital sander the spokes were finally ready for staining. I believe the spokes are hickory, as most were, and a coat of "golden oak" gave my spokes just the amount of warmth I was looking for. Now the hard part, painting the hubs and fellows. And as an interesting note, for some reason, three of them are wood, and one is metal. Oh, what stories these cars could tell....

*- Submitted by Trey Gwaltney*



**At Left :** Sorry, only half way through with the scraping. Four wheels x 12 spokes x 2 sides each. 96 sides total. That's a heck of a lot of scraping. Ugh...

**At Right:** Scraped, sanded, and stained. Waiting to be sealed and finished. They're sure gonna look good!

